


NAME _____

For New Kindergarteners

Pick one of these stories and read it with your soon to be Kindergartener! Talk about what they liked and complete the book report.




•

Giraffes Can't Dance by Giles Andreae



•

Pete and the Missing Cupcakes
by James Dean



•

Kindness is Cooler, Mrs. Ruler by
Margert Cuyler



Name _____


My Book Report

Title: _____

Author: _____

What was the book about? Draw a picture!


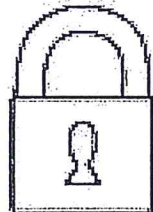

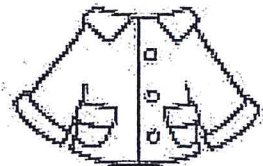
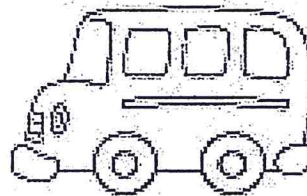
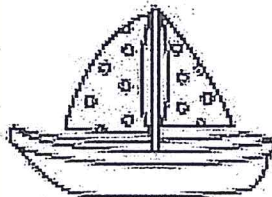


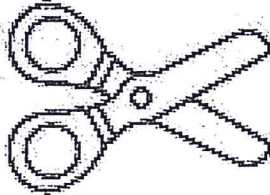
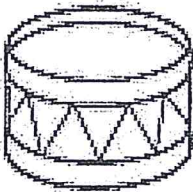

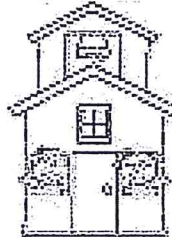

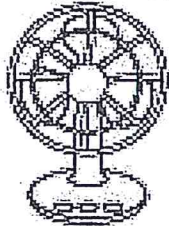

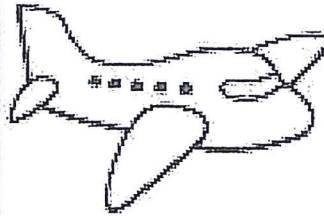

A large, empty rectangular box with a double-line border, intended for the student to draw a picture related to the book report.




Rhyming Words

Name _____


Directions: Color the first picture on each row. Then color the rest of the pictures on that line that rhyme.






I Can Write My Name

- First and last name
- Once on each line



Handwriting practice lines consisting of solid top and bottom lines with a dashed middle line. There are four sets of these lines provided for writing.



All About Me

By _____

My name is _____

I am _____ years old.

I have _____ hair.


and _____ eyes.

I am good at _____

I love to _____

I bet you did not know I _____

By _____



Handwriting Practice Worksheet

Capital Letters

Name _____

A B C D

E F G H


I J K L

M N O P

Q R S T

U V W X

Y Z



Dash Trace Handwriting Worksheet

Lowercase Letters

Name _____

a o c d

e f g h

i j k l

m n o p

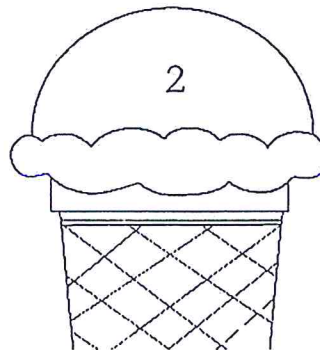
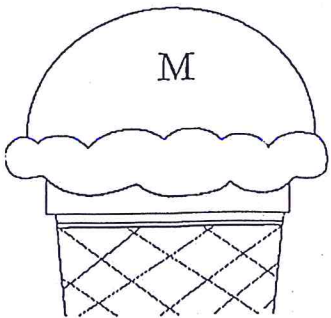
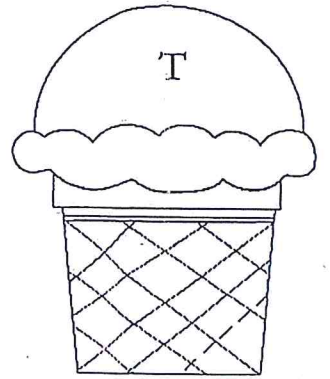
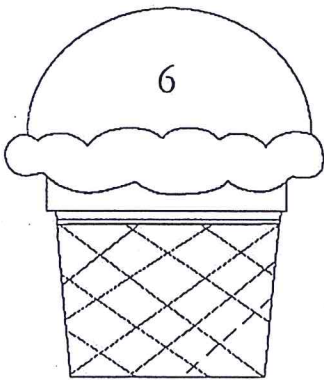
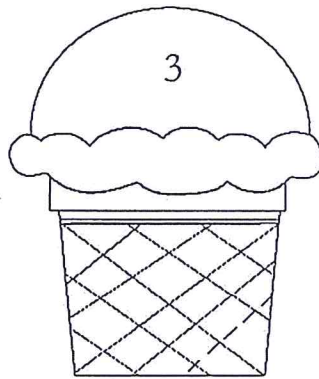
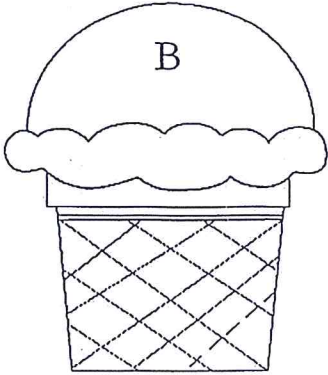
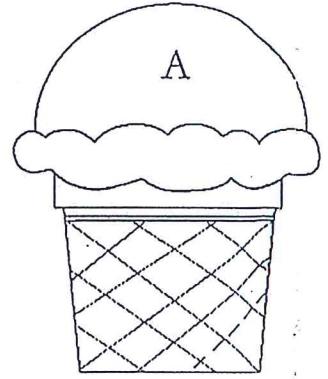
q r s t

u v w x

y z

Name: _____

Directions: Color the ice cream with **numbers** yellow
Color the ice cream with **letters** orange



Name _____

Readiness

Number Writing Practice

10

1

2

2

2

3

3

3

4

4

4

5

5

5

6

6

6

7

7

7

8

8

8

9

9

9

R6

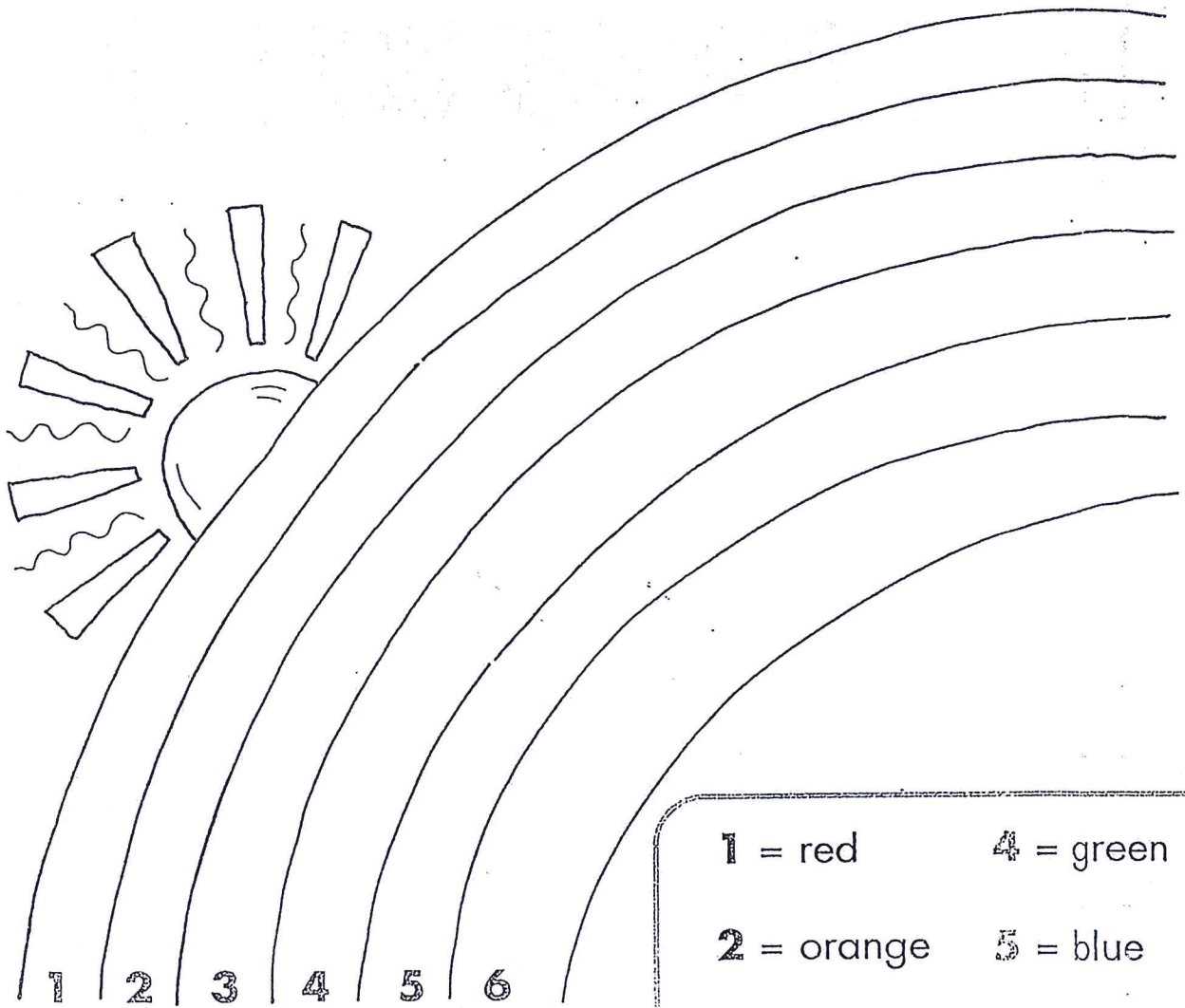


Home Connection Your child reviewed numbers through 10. **Home Activity** Practice writing numbers with your child.

following directions
to make a rainbow

Make this rainbow colorful.

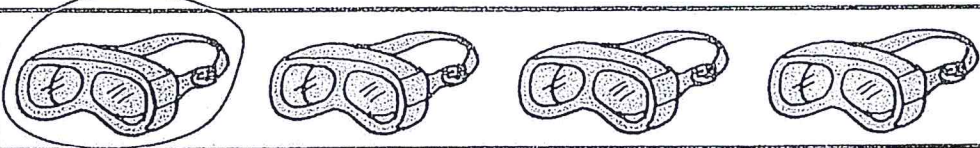


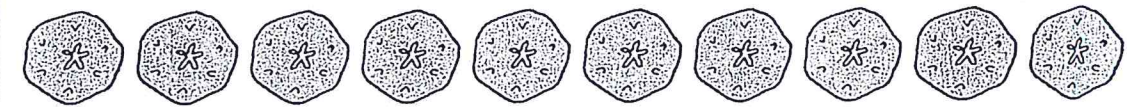


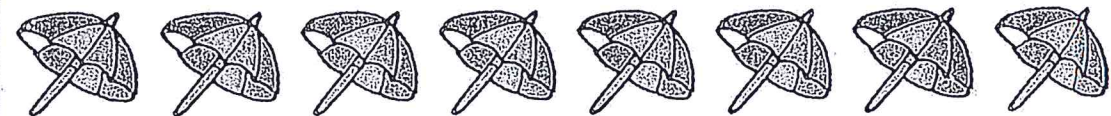
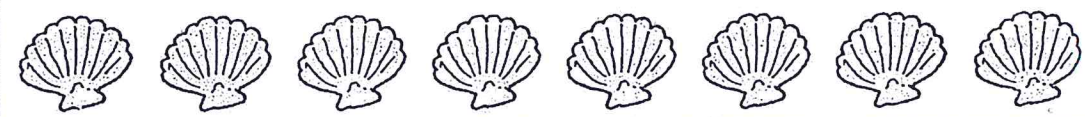

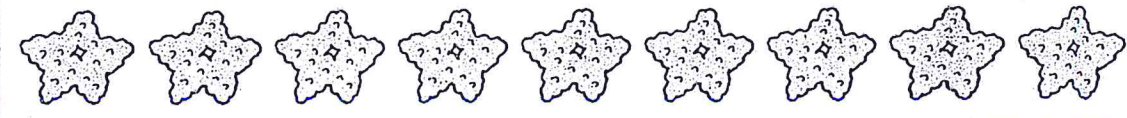
- 1 Look at the chart below.
- 2 Color each part of the rainbow using the chart.



1 = red	4 = green
2 = orange	5 = blue
3 = yellow	6 = purple

Circle the correct number of objects.

Example

1	
6	
4	
10	
5	
2	
7	
8	
3	
9	



Name _____

Read the number on each dog dish. Draw that number of spots on each dog.



- I can represent a number with a set of objects.
- I can count up to 20 objects.