



Summer Reading for Students Entering Grade 3

Dear Parents/Guardians,

The 3rd grade Summer Reading assignments will be based on the books **Flat Stanley, His Original Adventure** by Jeff Brown and **Ben Franklin and the Magic Squares** by Frank Murphy. These assignments will be used for Reading/Language Arts and Speaking grades.

The **Flat Stanley, His Original Adventure** assignment is a book report. Your child is to read the book and neatly complete the activity pages. Please be sure to get the correct book. There are several books in the series. Your child should complete the written areas in print, create vocabulary index cards (word on one side and definition on the other side), and color any and all areas that are drawn. The rubric is attached. Please be sure to read all the directions with your child for each activity. All work is to be completed by your child. In addition to the above assignments, your child will also be required to tell us about where they took Stanley this summer referring to the pictures and captions on the suitcase. The rubric is also attached.

The second book, **Ben Franklin and the Magic Squares** includes 3 math activities, a book cover activity that your child will create, color, and 2 areas for answering questions in complete sentences. The rubric is also included. The Summer Reading Project is due on Monday, September 11th. On this day students will also complete their oral presentations.

If you have any questions please do not hesitate to email me. Please keep practicing your basic math facts and your cursive writing.

See you in September,
Miss Cleary
CCleary@stlaurentius.org

Relationship- Is Stanley someone you would want to be friends with? Explain

Handwriting practice lines for the first question, consisting of multiple sets of solid top and bottom lines with a dashed midline.

Opinion- In your opinion what 3 important events took place in this story?


Handwriting practice lines for the second question, consisting of multiple sets of solid top and bottom lines with a dashed midline.

Revise- If there was one thing you could change about the story, what would it be? Why?

Handwriting practice lines for the third question, consisting of multiple sets of solid top and bottom lines with a dashed midline.

Name: _____

Flat Stanley
Who Said That?



Tell which character is speaking for each quote below. Choose from the list of characters in the box.

Stanley	Arthur	Mr. Lambchop
Mrs. Lambchop	Mr. Dart	Dr. Dan

1. "No, you will have to wear the disguise I have chosen."

2. "Someday I will have a big kite, and I will win a kite-flying contest and be famous like everyone else. Nobody knows who I am these days."

3. "I felt sort of tickly for awhile after I got up, but I feel fine now."

4. "Sometimes we doctors, despite all our years of training and experience, can only marvel at how little we really know."

5. "Wallpaper? Oh, no. This is my son, Stanley."

6. "I am not playing with a yo-yo. My son is at the other end of this lace, if you must know."

Name _____

Date _____

Flat Stanley Writing Rubric

	4 Points	3 Points	2 Points	1 Point
Introduction	Fully explains in complete sentences how Stanley becomes flat.	Explains in complete sentences how Stanley becomes flat.	Partially explains in complete sentences how Stanley becomes flat.	Did not explain in complete sentences how Stanley becomes flat.
Main Character	Fully describes Stanley's appearance in complete sentences.	Describes Stanley's appearance in complete sentences.	Partially describes Stanley's appearance in complete sentences.	Did not describe Stanley's appearance in complete sentences.
Relationship	Fully explains relationship in complete sentences.	Explains relationship in complete sentences.	Partially explains relationship in complete sentences.	Did not explain relationship in complete sentences.
Opinion	Fully explains 3 important events that took place in complete sentences.	Explains 3 important events that took place in complete sentences.	Partially explains 3 important events that took place in complete sentences.	Did not explain 3 important events that took place in complete sentences.
Revise	Fully explains 1 event you changed in the story in complete sentences.	Explain 1 event you changed in the story in complete sentences.	Partially explains 1 event you changed in the story in complete sentences.	Did not explain 1 event you changed in the story in complete sentences.
Vocabulary Cards	Completed all cards correctly.	Completed more than $\frac{1}{2}$ the cards completely	Completed less than $\frac{1}{2}$ the cards completely	Did not complete the cards.
Suitcase/Photo	Completes all directions of suitcase and photos.	Completed more than $\frac{1}{2}$ of directions for suitcase and photos.	Completed less than $\frac{1}{2}$ of directions for suitcase and photos.	Did not complete the suitcase & photo activity.
Quote/Character Sheet	Completed entire sheet correctly.	Completed more than $\frac{1}{2}$ of sheet correctly.	Completed less than $\frac{1}{2}$ of sheet correctly.	Did not complete the sheet correctly.

Suitcase and Photo Activity

Take Flat Stanley to 3 different locations over the summer:

1. Color and cut out the Flat Stanley template below
2. Have your picture taken with Stanley at each location
3. Apply your pictures to the areas on the suitcase
4. Label the pictures with people present in the picture and your location

Example: My sister Anne, Stanley and I at Niagara Falls


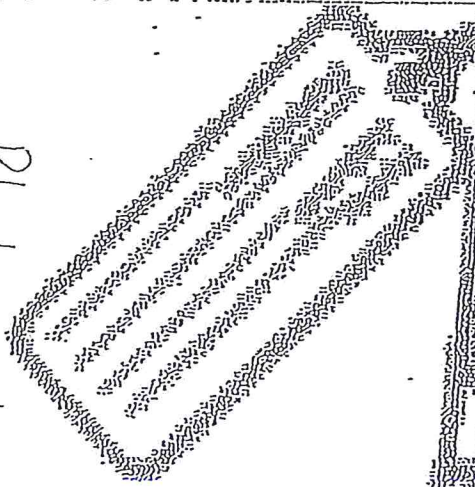
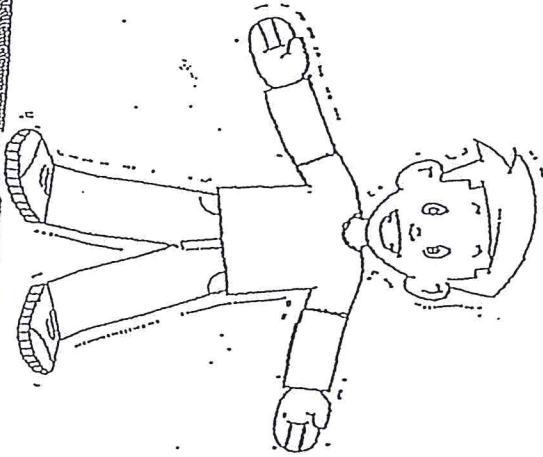


Photo
Label

Photo
Label

Photo
Label

Cut suitcase
out



Cut

Cut out and fold the book jacket. Draw a picture on the front cover.

This book is about _____

My opinion of the book is _____

Author _____

Title My Book Jacket
Magic Squares

Book jacket
designed by

A magic square is made up of numbers arranged so that the numbers in each row, column and diagonal produce an equivalent sum. The sum is called the "magic number." Complete the Magic Squares.

Magic Number: 18

9		
		8
5		3

Magic Number 21

6		10
11		
	9	

Magic Number: 15

2		4
6	1	

Name _____ Date _____

Flat Stanley Suitcase Oral Presentation

	4 Points	3 Points	2 Points	1 Point
Visuals	The speaker showed the photos & described the events	The speaker showed the photos & described some of the events	The speaker showed photos and described fewer than 2 events	The speaker barely showed the photos and did not describe the events.
Speaking	The speaker used a very effective pace, volume, information & expression	The speaker used effective pace, volume, information, and expression	The speaker used somewhat effective pace, volume, intonation and expression	The speaker's techniques were unclear or distracting to the listener.
Eye Contact and movement	The speaker made eye contact as he/she was showing /presenting visuals	The speaker made some eye contact as he/she was showing /presenting visuals	The speaker made very little eye contact as he/she was showing /presenting visuals	The speaker made no eye contact as he/she was showing /presenting visuals

Name _____

Ben Franklin and the Magic Squares Rubric

	4 Points	3 Points	2 Points	1 Point
Cover	All information completed with coloring completed	More than 1/2 of the information completed with coloring completed	Less than 1/2 information completed with coloring completed	Not Completed
Summary	Fully explains the summary in complete sentences	Explains most of the summary in complete sentences	Partially explains the summary in complete sentences	Did not explain the summary in complete sentences
Opinion	Fully explains your opinion of this book in detail with complete sentences	Explains your opinion of this book in complete sentences	Partially explains your opinion of this book in complete sentences	Did not explain your opinion of this book in complete sentences
Magic Squares	Fully completed the squares with no errors	Completed the squares with one mistake	Completed the squares with more than one mistake	Did not complete the squares